



LC436E ab lindec

Art. no: LC436E
Page 1 (2)
[page 59]

**ELECTRIC EDGING WALK BEHIND TROWEL
WITH FOLDABLE HANDLE**



Professional electric power trowel

Made for the real professionals, the AB Lindec® LC436 Electric walk behind trowel is designed for long lasting operations with best possible performance for high tolerance floors. Equipped with a strong electric motor, 3,8 kW, 5,1 Hp, 380V/16A. Spider arms containing seals to prevent concrete and concrete water from getting in to the spider cross, standard duty spider arms, heavy duty gearbox, guard ring, edge wheels and foldable handle for easier transport and lower freight costs. For easier maintenance as well as change of blades and pans – tilt the machine and support it on the handle. The Lindec® LC436E walk behind trowel can be used as an edging walker or a non-edging walker, all depending on what type of trowel pan is used.

The machine is CE certified and follows all safety requirements of machine directives according to 2006/42/EG.

Transport wheels are also available as optional accessory (part no. LC436220).



LC436E ab lindec



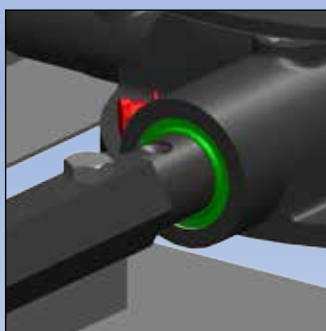
Easy to lift

The machine is equipped with two lifting points, which makes it easy to handle.



Stand or tilt up the machine

For easy maintenance and change of blades and pan.



Special designed spider arms

Specially designed spider arms contain seal to avoid concrete and concrete water to get into the spider cross, to avoid unnecessary maintenance.



Easy to move

In 30 seconds the wheels are easily unfolded for smooth transport.

The transportation wheels are an accessory and also fit other walker brands.

Part no: LC436220

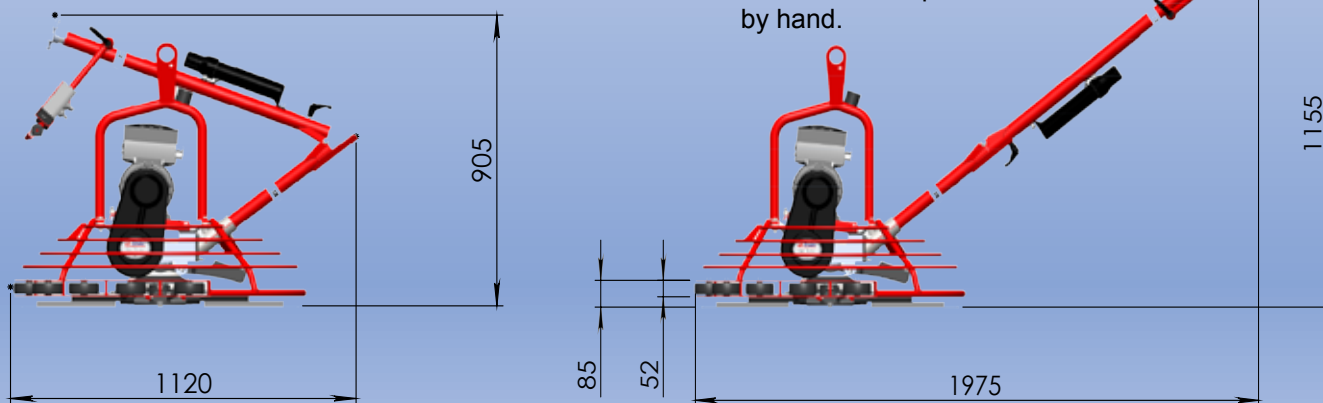

Basic data	LC436E
Rotor Ø blade	92 cm/36"
Number of blades	4
Diameter of guard ring	95 cm/37"
Length, folded	120 cm/47"
Length, unfolded	225 cm/89"
Height to handle	91 cm/36"
Height to lifting hook	91 cm/36"
RPM, min/max	40/124 rev/min
Weight	107 kg / 236 lb
Adjustable handle	Yes
Blade Pitch Control	Yes
Motor, electric:	3,8 kW; 5,1 Hp; 380V/16A

Accessories

Finish blades	Part.no: 11512
Combination blades	Part.no: 11562
Plastic blades	Part. no: 11575
Trowel pan	Part.no: 11619, 94 cm/36"
Composite pan	Part. no: 11664
Edging trowel pan	Part.no: 11617, 92 cm/36"
Transporting wheels	Part.no: LC436220
Lifting strap, 0.7 m	Part.no: LC900852

LC436E have a special potentiometer that variably adjusts the speed (step 1) or a full speed (step 2).

Both also have the "slow start" which means that the machine does not move up and running at startup, but increases speed of the rotor by hand.



ab lindec® endeavours to provide correct information about technical properties and handling of its products. However, while ab lindec® has no control over the way in which the products are mixed and laid, or the conditions under which they set, ab lindec® can in no way be held responsible. ab lindec® is only responsible for the quality of the products at the time of delivery.